






TURNSTYLE
DESIGNS

MADE IN ENGLAND

Uniclass L4181	EPIC D181
CI/SfB (31.59)	Xt7





Introduction

Turnstyle Designs was formed in 1992 and has been designing and manufacturing unique door and furniture hardware ever since. During that time we have grown from a one man band working from a small Devon barn to one of the regions larger employers operating out of a purpose built modern factory.

All of our products are made in the UK by a team of highly skilled craftsmen and engineers, working with a broad palette of materials, from precision engineered brassware to hand stitched leather.

As well as our extensive catalogue range of products we also offer a design and manufacturing service. If you cannot find what you are looking for please contact our sales department to discuss your requirements.

Turnstyle Designs is a privately owned business; the staff are its family. We take pride in what we produce, how we look after our clients and the attention to detail that goes into every aspect of our business from production through to after sales service. Whether specifying for a client or choosing for yourself, we hope you find inspiration in the following pages.
























All copyright, design right and other intellectual property rights in our products and designs are and remain the property of Turnstyle Designs.


















© Turnstyle Designs 2017



For our full range of door handles, pulls and other door hardware please refer to our Door Hardware brochure.

contents

	www.turnstyledesigns.com	4		saddle leather cabinet handles	19
	finishes/information	5		savile cabinet handles	20
	manufacturing	6-7		combination leather goose neck appliance/pull handles	23
	recess leather stitch out appliance/pull handles	8		button bow and cup cabinet handles	25
	recess leather stitch out cabinet handles	9		plain bows, mortice and edge wing cabinet handles	27
	recess leather appliance/pull handles	10		woven strap handles	29
	recess leather cabinet handles	11		square strap cabinet handles	30
	recess leather appliance/pull handles	14		button strap cabinet handles	31
	recess leather stitch out cabinet handles	15		lux push button cabinet knobs	32
	recess leather cabinet handles	17		push button ledge and lift and pull	35
				flush hardware	37

	solid and hammered appliance/door pulls	38		tone Amalfine™	57
	solid cabinet handles	39		natural Amalfine™	59
	hammered solid cabinet handles	41		leather Amalfine™	61
	combination Amalfine™ cabinet D handles	44		Amalfine™ blocks	63
	recess Amalfine™ appliance/door pulls	46		custom modify	64
	combination Amalfine™ cabinet handles	49		custom tailored	65
	combination Amalfine™ scroll handles	51		dimensions	66
	recess cabinet T-bar handles	53		index	71
	combination and recess leather T-bar mortice handles	54			
	combination and recess Amalfine™ T-bar mortice handles	55			

Please be sure to visit our incredible new website, updated monthly with new products and designs and with beautifully shot, informative manufacturing films.


For pricing, specification sheets and to see every one of our 20,000 plus design and finish options by using our amazing configuration tool.



First select your design from our door or cabinet handles, you can filter by material or finish to hone your choice.




Then chose from up to seven different, diverse metal finishes.



Finally select the grip finish in Amalfine™, Leather or Metal.

Save it, print it or pin it for later.



Amalfine™



Cocoa (CO)



Black Bronze (BB)



Alupewt (AP)



Silver Bronze (SB)



Bone (BN)

SPECIAL ORDER
Minimum quantities apply,
smooth designs only.



Sand (SA)

Shagreen designs only.

Leather Amalfine™



Mocha (MO)



Espresso (ES)

Leathers



Chestnut (CN)

Supplied with a
natural thread.



Chocolate (CT)

Supplied with a dark brown
thread.



Black (BL)

Supplied with a
black thread.



Tan (TA)

Supplied with a
natural thread.



Slate (GC)

Supplied with a
silver thread.



White (BW)

Supplied with a
white thread.

SPECIAL ORDER
Minimum quantities apply.

Woven Leathers

Woven Leather designs only.



Tobacco
(TC)



Flint Grey
(FG)



Whisky
(WK)



Raven
Black (RV)

Living Finishes

Some of Turnstyle's brass finishes are described as 'Living Finishes'. This means they will develop their own individual patina over time as they react with their environment. Some colour and texture variation should be expected as these finishes are created by hand.

Once installed a number of factors such as handling, age and environment will lead to gradual wear and oxidation, resulting in each piece developing a unique character and elegance. This is a natural process and is a feature not a fault of the base material or finishing technique.

Brass Finishes



Bright Chrome (BC)

Nickel base with Chrome top
coat. Our most durable finish,
suitable for exterior.



Satin Nickel (SN)

A beautiful subtle finish, flat
satin with no brushwork
marking.



Polished Nickel (PN)

Thickly applied nickel,
unlacquered to bring out the
best of the soft nickel tones.



Polished Brass (PU)

Polished brass, pure and simple,
expertly hand polished with
nothing added to allow a natural
aging process. Living Finish.

Brass Finishes



Fine Antique Brass (FA)

Hand polished and patinated
to age the brass, expertly
distressed to bring out
highlights and hand waxed for
a durable finish. Living Finish



Vintage Nickel (VN)

Patinated nickel, followed
by hand distressing and wax
polishing.
Living Finish.



Vintage Patina (VP)

Hand polished brass, patinated
to a dark rich finish and lightly
distressed for contrast. Finished
with hand applied beeswax.
Living Finish.

Hammered Brass Finishes



Burnished Brass (BH)

Developed for the hammered
range, worked by hand to
distress, patinated and finished
with beeswax.



Burnished Nickel (NH)

Labour intensive, developed
for the hammered range,
polished nickel, worked by
hand to distress, and finished
with wax.

Shell Finish (Recess Shell range)



Mother of Pearl
(MP)

manufacturing

Design

For Turnstyle's own extensive catalogue range of products, all design work is done in-house. Conceptualised and designed by husband and wife team and owners Steve and Christina Roberts. The designs are then redrawn in CAD files, and rendered, most designs are then 3D printed to check dimensions and designs. Once approved masters will be produced for Amalfine™ casting, prototypes are then produced for market feedback before being launched and stocked.

Leather

Our leather is brought from some of the finest tanneries in the world in Tuscany, Italy. Only the very best full-grained (top and strongest section), vegetable-tanned (all natural), drum-dyed, bridle or saddle leather. The cows are reared outdoors where the farmers do not use barbed wire, which dramatically reduces the scarring (the cows also prefer it).

Leather like all natural materials will change with age, according to the situation, exposure to sunlight and usage or lack of. The more you use it, the better it looks, the oils from your hands feed the leather and create a unique patina. Like an old handbag or briefcase, the character of the leather gets richer with age.

Colour Variation

Vegetable tanning is an art rather than a science, please allow for some variations in colour from batch to batch and even from hide to hide in some cases. This is all part of the charm of using such a beautiful and natural material.

Wear and Care

As with a good handbag or pair of shoes, the leather will appreciate being fed from time to time, we recommend twice a year with a natural beeswax polish, or we can supply a recommend polish if you wish.

Do not clean with solvents or chemicals, as this will not only affect the leather but also soak through and destroy the glue. Scratches and dents can be removed by a simple "boning" process that brings the oils back to the surface and repairs by simply working the leather area in circular motions with a boning tool (or the back of a spoon).

Brasswork

Turnstyle uses a host of manufacturing processes to produce the very best result for each design and product. These include CNC machining, turning, milling, forging, investment casting and extrusion. All carried out by highly skilled precision engineers.



Metal finishing

Turnstyle uses high-quality solid brass for production as this is the only material that will allow us to produce such a broad palette of plated and patinated finishes. We currently produce three stocked plated finishes and five hand-patinated "living" finishes as well as many other custom finishes.



If the leather gets dirty, use a small amount of soapy water, let it dry and finish with a natural wax. Try to remove dust if the handles are not being used, as dust dries out the leather.

With a small amount of care, your handles will last for years and years to come.

Amalfine™

Amalfine™ – our proprietary composite blends have become one of our trademarks.

Incredibly versatile and durable, each piece is hand cast and finished and will pass through at least eight pairs of hands before being finally packed for dispatch. Every piece is unique with its own individually crafted character and charm.

The finishes in the Amalfine™ range are more like materials than finishes, the colour runs throughout the design so unlike a surface finish it cannot wear off. Not suitable for exterior use.

Amalfine™ Production

Using highly flexible silicone rubber moulds we are able to reproduce finger print detail from the masters we cast from and de-mould the parts without a seam.

After de-moulding, each design is carefully machined down to remove excess material and where applicable to accurately fit its brass partner.

After around 6-8 hours of various polishing stages the beautiful lustre will remain for many years to come.

Every piece is unique with its own individually crafted character and charm.

Turnstyle also offer a Custom Casting and finishing service. For better understanding of the process visit our website and view the production movies; www.turnstyledesigns.com



Quality - 8 pairs of hands

Apart from the final quality control that every product goes through, every Turnstyle handle will go through at least eight pairs of hands during its creation and each of those pairs of hands are trained to inspect along the way. Our quality is second to none, which is why our complaints department is also our Managing Director Steve Roberts.




recess leather appliance/pull handles

Solid brass legs and ends with flush fitted, hand stitched and bonded vegetable tanned leather. Available in 200mm, 300mm or 400mm lengths and three diameters.

(Other custom lengths available to order subject to quantities, please apply to our sales department).

Shown here in Slate Grey Leather with Satin Nickel.



Barrel (stitch out)

R1075 Ø25mm

Sizes available (centres)



200mm 300mm 400mm

Slim Barrel (stitch out)

R1073 Ø19mm

Sizes available (centres)



200mm 300mm 400mm

Coffin leg Scroll (stitch out)

R1133 Ø22mm

Sizes available (centres)



300mm 400mm

Above images are computer generated renders, please allow for some variation from actual product.

Dimensions index p66. For full technical specifications contact our sales department or visit www.turnstyledesigns.com

recess leather cabinet handles

Our best selling handles, made with solid brass legs, ends and bases, finished with durable Italian bridle leather grips, hand stitched and bonded in England. Custom length D handles available.

Shown here in Slate Grey Leather with Satin Nickel.



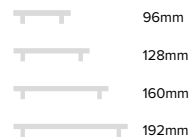
Large Barrel (stitch out) R1512 Ø16mm

Sizes available (centres)



Barrel (stitch out) R1910 Ø12mm

Sizes available (centres)



Barrel T-bar (stitch out) Ø12mm
R1928

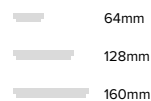


Small T-bar Barrel (stitch out) Ø15mm
Fixed: **R1026FD**
Turning: **R1026**



Scroll (stitch out) R2232 Ø18mm

Sizes available (centres)



Coffin leg Scroll (stitch out) R1285 Ø18mm

Sizes available (centres)



Scroll T-bar (stitch out) R4150 Ø18mm

Above images are computer generated renders, please allow for some variation from actual product.


Dimensions index p66. For full technical specifications contact our sales department or visit www.turnstyledesigns.com

recess leather appliance/pull handles

Solid brass legs and ends with flush fitted, hand stitched and bonded Italian vegetable tanned leather. Available in 200mm, 300mm or 400mm lengths and three diameters.

(Other custom lengths available to order subject to quantities, please apply to our sales department).

Shown here in Black Leather with Polished Brass.



Barrel (stitch in)
R1070 Ø25mm
Sizes available (centres)



Slim Barrel (stitch in)
R1069 Ø19mm
Sizes available (centres)



Coffin leg Scroll (stitch in)
R1120 Ø22mm
Sizes available (centres)



Above images are computer generated renders, please allow for some variation from actual product.

Dimensions index p66. For full technical specifications contact our sales department or visit www.turnstyledesigns.com

recess leather cabinet handles

Solid brass legs, ends and bases hand made with durable bridle leather grips, assembled and bonded by hand in England. Custom length D handles available.

Shown here in Black Leather with Polished Brass.



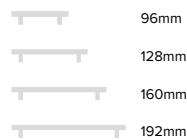
Large Barrel R1300 Ø16mm

Sizes available (centres)




Barrel R1197 Ø12mm

Sizes available (centres)



Scroll R2231 Ø18mm

Sizes available (centres)



Coffin leg Scroll R1301 Ø18mm

Sizes available (centres)



Barrel T-bar R1198 Ø12mm



Small T-bar Barrel (stitch in) R1027FD Ø15mm
Fixed: **R1027FD**
Turning: **R1027**



Scroll T-bar R4100 Ø18mm



Cylinder R1206 Ø19mm



Small Circle R1202 Ø34mm



Large Circle R1204 Ø60mm



Small Semi Circle R1203 Ø34mm



Large Semi Circle R1205 Ø60mm

Above images are computer generated renders, please allow for some variation from actual product.

Dimensions index p66. For full technical specifications contact our sales department or visit www.turnstyledesigns.com




Photo courtesy
of Darren Jenner
www.darrenjenner.com



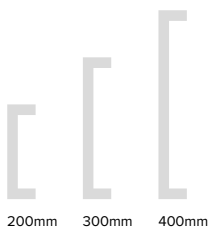
recess leather appliance/pull handles

Reassuringly heavy and solid, made from 25mm (1 inch) solid brass with hand stitched bridle leather flush to fit. Available in 200mm, 300mm or 400mm centres.

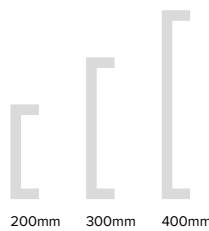
Shown here in our popular Chocolate Leather with Polished Nickel combination.



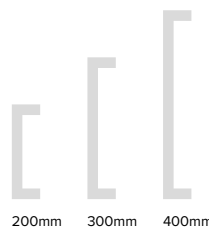
Square Short (stitch in)
R1067 □ 25mm
Sizes available (centres)



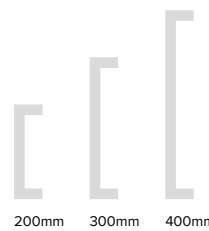
Square Long (stitch in)
R1068 □ 25mm
Sizes available (centres)



Square Short (stitch out)
R1072 □ 25mm
Sizes available (centres)



Square Long (stitch out)
R1074 □ 25mm
Sizes available (centres)



Above images are computer generated renders, please allow for some variation from actual product.

Dimensions index p66. For full technical specifications contact our sales department or visit www.turnstyledesigns.com

recess leather cabinet handles

CNC machined solid brass handles with hand stitched and bonded leather grips. Door levers and other hardware available to match.
Shown here in Chocolate Leather with Satin Nickel.



Square (stitch out) R1755 □ 15mm

Sizes available (centres)

- 128mm
- 160mm
- 192mm



Square T bar (stitch out) R1929 □ 15mm



Square Scroll (stitch out) R2234 □ 15mm

Sizes available (centres)

- 64mm
- 128mm
- 160mm

Above images are computer generated renders, please allow for some variation from actual product.

Dimensions index p66. For full technical specifications contact our sales department or visit www.turnstyledesigns.com



Shown here – Recess Leather cabinet handles
in Chestnut Leather and Polished Nickel.

recess leather cabinet handles

Machined solid brass handles, beautifully finished in a choice of plated or vintage finishes with bonded leather grips. Door levers and other hardware available to match. Shown here in Chestnut Leather with Bright Chrome.



Square R1173 □ 15mm

Sizes available (centres)

128mm

160mm

192mm



Square T bar R1199 □ 15mm



Square Scroll R2233 □ 15mm

Sizes available (centres)

64mm

128mm

160mm



Square R1200



Rectangle R1201



Ledge R2154

Above images are computer generated renders, please allow for some variation from actual product.

Dimensions index p67. For full technical specifications contact our sales department or visit www.turnstyledesigns.com



saddle leather cabinet handles

Upgraded from stainless steel to solid brass, now available in all our brass finishes.





End stitched and bonded, simple elegant and hand made for you.

Shown in Tan Leather with Bright Chrome.



Full Covered Bar **T1470** Ø15mm





Sizes available (centres)

	96mm
	128mm
	160mm
	192mm



Saddle Bar **T1444** Ø15mm

Sizes available (centres)

	96mm
	128mm
	160mm
	192mm



Full Covered T-bar **T1495** Ø15mm

Above images are computer generated renders, please allow for some variation from actual product.

Dimensions index p67. For full technical specifications contact our sales department or visit www.turnstyledesigns.com

savile cabinet handles

Lovingly made by our leather craftsmen and women, these fully wrapped, hand stitched leather handles are finished with wet rubbed sealed edges.

Luxurious leather handles, timeless and stylish for any interior.

Shown here in Chestnut Leather.



Button H1190
Ø45mm







Button small H1191
Ø35mm



Bench H1192

Sizes available (centres)

-  64mm
-  96mm
-  128mm
-  160mm



Curve H1193

Sizes available (centres)

-  96mm
-  128mm



Slim Case H1877

Sizes available (centres)

-  128mm

Above images are computer generated renders, please allow for some variation from actual product.

Dimensions index p67. For full technical specifications contact our sales department or visit www.turnstyledesigns.com



Wave Small H1194
Length 50mm



Wave Medium H1195
Length 170mm



Wave Large H1196
Length 235mm



Scalloped Square Large H1874
□ 85mm



Scalloped Square Medium H1875
□ 66mm



Scalloped Square Small H1876
□ 53mm

Above images are computer generated renders, please allow for some variation from actual product.

Dimensions index p67. For full technical specifications contact our sales department or visit www.turnstyledesigns.com



Shown here – Amalfine™ and Leather door levers in Cocoa Amalfine™ or Chocolate Leather and Polished Brass.

Please refer to our Door Hardware brochure or our website for a full range of door levers, pulls and flush handles.

combination leather goose neck appliance/pull handles

Four simple options of the same design, our popular Tube leather door pulls, suitable for full sized doors and cupboards. Matching door and window hardware is also available.

See our Door Hardware brochure or website for further details.

Shown here in Tan Leather with Fine Antique Brass.



Goose Neck Tube Split
(stitch out) **CF1607**



Goose Neck Tube Split
(stitch in) **CF1608**



Goose Neck Tube Long
(stitch out) **CF1611**



Goose Neck Tube Long
(stitch in) **CF1416**

Above images are computer generated renders, please allow for some variation from actual product.

Dimensions index p67. For full technical specifications contact our sales department or visit www.turnstyledesigns.com



button bow and cup cabinet handles

Stitched over a steel frame for structure, wet rubbed sealed edges and fitted with decorative capped bolts. Made from our durable vegetable tanned leather, the more you use them the better they look.

Shown here in Chocolate Leather with Antique bronze.



Bow Button Large A1180
160mm centres



Bow Button Medium A1181
128mm centres



Bow Button Small A1182
96mm centres



Tab Button A1184



Brass Framed Cup A1183

Above images are computer generated renders, please allow for some variation from actual product.

Dimensions index p67. For full technical specifications contact our sales department or visit www.turnstyledesigns.com



Shown here – R5232 in Tan Leather
and Bright Chrome.

plain bows, mortice and edge wing cabinet handles

Stitched over steel frames and rear fixed for a plainer, simpler look. Plus our brass framed mortice wings, a simple contemporary pull, rebate your drawer or door for an easy to fit solution. Shown here in Slate Grey Leather with Satin Nickel.



Large AP1180
160mm centres



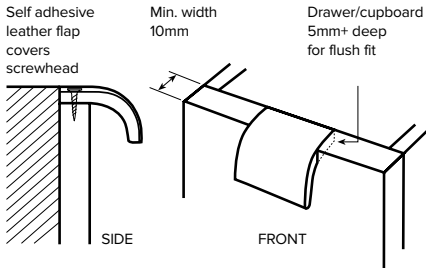
Medium AP1181
128mm centres



Small AP1182
96mm centres



Tab AP1184



Large Mortice Wing L1185
Length 198mm



Medium L1186
Length 60mm



Edge Wing Scroll R5232

- Sizes available (lengths)
- 90mm
 - 140mm
 - 190mm
 - 240mm
 - 290mm

Above images are computer generated renders, please allow for some variation from actual product.



Shown here – Square Embossed Straps in Chestnut Leather and Fine Antique Brass.

woven strap handles

New for 2017 a new take on our ever popular leather strap handles. Italian bridle leather is hot stamped with a beautiful woven pattern before being vegetable dyed in the traditional Tuscan style. These embossed woven straps will finish any piece of furniture in true style. Available in Button or Square straps in Chestnut or Chocolate leather only. Shown here in Chestnut Leather with Polished Nickel.



Square Embossed Strap UP1300

Sizes available (centres)



Square Embossed Loop UP1350



Button Embossed Large UP2008

160mm centres



Button Embossed Medium UP2009

128mm centres



Button Embossed Small UP2010

96mm centres



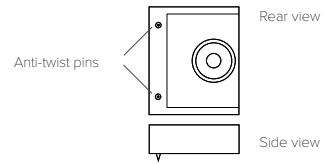
Button Embossed Loop UP2060

Above images are computer generated renders, please allow for some variation from actual product.

Dimensions index p67. For full technical specifications contact our sales department or visit www.turnstyledesigns.com

square strap cabinet handles

Stitched or plain thick leather straps with hand finished edges. Fitted with engineered solid brass square retainers, pinned to stop rotation or movement. Shown here in Tan Leather with Polished Brass.



Square (stitched) U1684

Sizes available (centres)



Square Loop (stitched) U1882



Square Strap (plain) UP1684

Sizes available (centres)



Square Loop (plain) UP1882

Above images are computer generated renders, please allow for some variation from actual product.

Dimensions index p68. For full technical specifications contact our sales department or visit www.turnstyledesigns.com

button strap cabinet handles

Our biggest selling cabinet handle range. Simple 3-4mm thick vegetable tanned leather, wet rubbed edges either stitched or plain. An inexpensive way to add a bit of luxury to your furniture.

Shown here in Tan Leather with Polished Brass.



Button (stitched) Large **U1185**
160mm centres



Button (stitched) Medium **U1186**
128mm centres



Button (stitched) Small **U1187**
96mm centres



Button (stitched) Loop **U1189**



Button (plain) Large **UP1185**
160mm centres



Button (plain) Medium **UP1186**
128mm centres



Button (plain) Small **UP1187**
96mm centres



Button (plain) Loop **UP1189**

Above images are computer generated renders, please allow for some variation from actual product.

Dimensions index p68. For full technical specifications contact our sales department or visit www.turnstyledesigns.com

lux push button cabinet knobs

Precision engineered out of solid brass and designed to work with our lux push button latch. These luxury flush push button cabinet knobs are perfect for super yachts or as an original, elegant way to finish your kitchen cabinets. For further information visit our website or call our sales team.

Shown here in Bright Chrome.



Shagreen button on round
P2993



Domed button on square
S3045



Recess leather button on round
R2986



Square button on round
S3048



Domed button on round
S3044



Square button on Square
S3049



Knurled button on round
S3046



Lux push button latch
PLK0210
Solid brass, very quiet action and precision engineered to last a lifetime.

Above images are computer generated renders, please allow for some variation from actual product.

Dimensions index p68. For full technical specifications contact our sales department or visit www.turnstyledesigns.com



Shown here – S3045 in Polished Nickel.



push button ledge and lift and pull

More options for latching handles. Simple, ingenious ways of keeping your cabinets shut, lift the leather handle to release the catch and pull open or push the button to open. Not just for yachts, they are a better way to keep cupboards shut, smarter than magnetic or friction catches.

Shown here in Black Leather with Polished Brass.



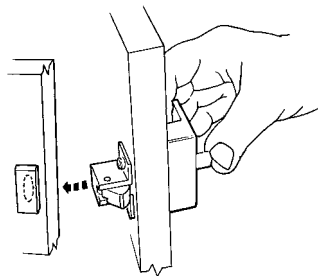
Square H2009



Recess leather ledge R1989



Solid ledge S1989




Latch options
Sprung Latch and Stop/Keep



Solid brass, with brass stop/keep.
Simple to fit, durable, quiet and reliable.
Operates by pushing to release,
automatically latches on closing.

Above images are computer generated renders, please allow for some variation from actual product.

Dimensions index p68. For full technical specifications contact our sales department or visit www.turnstyledesigns.com



Shown here – Flush Hardware in Black Tea and Polished Nickel.

flush hardware

Our flush fitted handles range has been growing every year, by popular demand and is now available in all sorts of shapes and sizes. Machined from solid brass with invisible fixings and available with our faux leather inlays to prevent scratching and marking.

Shown here in Black Tea Faux Leather and Black Leather with Satin Nickel.



Rectangle Flush Pull –
Recess Leather **R1955**



Slimline Flush Pull –
Recess Leather
C1959



Bordered Flush Pull –
Recess Leather **R3123**

Available in all leather finishes



Recessed Flush Pull –
Recess Leather **R3150**

Available in all leather finishes



Rectangle Flush Pull –
Solid **S1955**



Slimline Flush Pull –
Solid **S1920**



Round Fixed Flush Pull –
Recess Leather **R2829**

Available in all leather finishes



Round Fixed Flush Pull –
Solid **S2829**

Above images are computer generated renders, please allow for some variation from actual product.


Dimensions index p68. For full technical specifications contact our sales department or visit www.turnstyledesigns.com

solid and hammered appliance/door pulls

Machined from brass either polished or hand hammered grips.


Available in three lengths and our extensive choice beautiful metal finishes.

Shown here in Satin Nickel



Solid Barrel Hammered
HS1340 Ø25mm

Sizes available (centres)



Solid Barrel
S1340 Ø25mm

Sizes available (centres)



Above images are computer generated renders, please allow for some variation from actual product.

Dimensions index p68. For full technical specifications contact our sales department or visit www.turnstyledesigns.com





solid cabinet handles

Turned and milled from solid brass, hand polished, finished and assembled our range of simple, solid cabinet handles focuses on quality, design and absolutely faultless finishing. See our website or Door Hardware Brochure for co-ordinating door and window handles.



Barrel S1197 Ø12mm

Sizes available (centres)

	96mm
	128mm
	160mm
	192mm



Barrel T-bar Ø15mm




Fixed: **S1003FD**

Turning: **S1003**



Scroll S2231 Ø18mm




Sizes available (centres)

	64mm
	128mm
	160mm



Square Scroll S2233 □15mm

Sizes available (centres)

	64mm
	128mm
	160mm






Scroll T-bar Ø18mm
S4100



Ledge S2154

Sizes available (lengths)

	55mm
	120mm
	200mm



Cylinder S1206
Ø19mm



Small Circle S1202
Ø34mm



Large Circle S1204
Ø60mm

Above images are computer generated renders, please allow for some variation from actual product.

Dimensions index p68. For full technical specifications contact our sales department or visit www.turnstyledesigns.com



Shown here – HS2231 Hammered Scroll.





hammered solid cabinet handles

Solid brass handles painstakingly hammered or planished by the hands of our skilled craftsmen. These beautiful handles take hours to make, each one hammered by hand will be totally unique, custom made for your order. Door and window handles to match. Shown here in Burnished Brass.



Barrel HS1197 Ø12mm




Sizes available (centres)

-  96mm
-  128mm
-  160mm
-  192mm



Scroll HS2231 Ø18mm




Sizes available (centres)

-  64mm
-  128mm
-  160mm



Square Scroll HS2233 □15mm




Sizes available (centres)

-  64mm
-  128mm
-  160mm



Ledge HS2154

Sizes available (lengths)

-  55mm
-  120mm
-  200mm



Scroll T-bar Ø18mm
HS4100





Shown here – Hammered Solid cabinet handles in Polished Nickel.

combination Amalfine™ cabinet D handles

Hand cast Amalfine™ grips in eight diverse designs, available in five different Amalfine™ composite finishes with our six beautiful metal finishes, these D handles can be made with single or double grips and co ordinate with matching door levers and pull designs. Shown here in Silver Bronze with Vintage Nickel.

Sizes available (centres)



Above images are computer generated renders, please allow for some variation from actual product.

Dimensions index p69. For full technical specifications contact our sales department or visit www.turnstyledesigns.com

Sizes available (centres)



Plain **Y1163** Ø15mm



Wire **Y1166** Ø15mm



Woven **Y1168** Ø15mm



Faceted Barrel **Y1250** Ø15mm

Above images are computer generated renders, please allow for some variation from actual product.

Dimensions index p69. For full technical specifications contact our sales department or visit www.turnstyledesigns.com

recess Amalfine™ appliance/door pulls

Designed to co-ordinate with door levers and cabinet pulls Amalfine™ is a beautiful material that picks up every detail in our finely designed grips whilst remaining incredibly tactile and durable. Three standard lengths of single grips or multi-grip options are also available.

Shown here in Alupewt with Bright Chrome.



Rough Cut P1076 Ø25mm
Sizes available (centres)



Bamboo P2876 Ø25mm
Sizes available (centres)



Shagreen P1079 Ø25mm
Sizes available (centres)



Above images are computer generated renders, please allow for some variation from actual product.


Dimensions index p69. For full technical specifications contact our sales department or visit www.turnstyledesigns.com



Wire P2991 Ø25mm
Sizes available (centres)



Barrel P1340 Ø25mm
Sizes available (centres)



Faceted Barrel P2645 Ø25mm
Sizes available (centres)



Above images are computer generated renders, please allow for some variation from actual product.

Dimensions index p69. For full technical specifications contact our sales department or visit www.turnstyledesigns.com

combination Amalfine™ cabinet handles

New for 2017, our Coffin leg scroll pulls and a derivation of our very popular scrolls. Now made with separate legs. Five distinct designs and three sizes. Available with matching Door levers.

Shown here in Silver Bronze with Polished Nickel.



Coffin leg Scroll Shagreen P3501 Ø18mm

Sizes available (centres)



Coffin leg Scroll Rough Cut P3512 Ø18mm

Sizes available (centres)



Coffin leg Scroll Woven P3520 Ø18mm

Sizes available (centres)



Coffin leg Scroll Wire P3555 Ø18mm

Sizes available (centres)



Coffin leg Scroll Faceted Barrel P2880 Ø18mm

Sizes available (centres)



T-Bar Shagreen P3697
Ø18mm



T-Bar Woven P3699
Ø18mm



T-Bar Rough Cut P3702
Ø18mm



T-Bar Wire P3710
Ø18mm



T-Bar Faceted Barrel P3002
Ø18mm

Above images are computer generated renders, please allow for some variation from actual product.

Dimensions index p69. For full technical specifications contact our sales department or visit www.turnstyledesigns.com



Shown here – P3170 in Silver Bronze
and Fine Antique Brass.

combination Amalfine™ scroll handles

Heavy duty, solid brass bases with hand cast Amalfine™ grips. Our popular Scroll handles have the added advantage of covering up old fixing holes if replacing existing handles. Available in four useful sizes.

Shown here in Silver Bronze with Vintage Patina.



Shagreen Scroll P3125 Ø18mm

Sizes available (centres)

- 64mm
- 128mm
- 160mm



Woven Scroll P3130 Ø18mm

Sizes available (centres)

- 64mm
- 128mm
- 160mm



Rough Cut Scroll P3155 Ø18mm

Sizes available (centres)

- 64mm
- 128mm
- 160mm



Wire Scroll P3170 Ø18mm

Sizes available (centres)

- 64mm
- 128mm
- 160mm



Faceted Barrel Scroll P2861 Ø18mm

Sizes available (centres)

- 64mm
- 128mm
- 160mm

Above images are computer generated renders, please allow for some variation from actual product.

Dimensions index p69. For full technical specifications contact our sales department or visit www.turnstyledesigns.com



Shown here – Recess Amalfine™ and Recess Leather cabinet T-bar handles.

recess Amalfine™ cabinet T-bar handles

Rear fixed and available as turning (to operate latches or espagnolettes) or fixed dead, made with solid brass, Amalfine™ or hand stitched leather grips. These miniature T-bar handles coordinate perfectly with our D handles and other cabinet hardware.

Door levers and window handles to match.

Shown here in Alupewt with Satin Nickel.



Small T-bar Bamboo Ø15mm
Fixed: **P1012FD**
Turning: **P1012**



Small T-bar Rough Cut Ø15mm
Fixed: **P1013FD**
Turning: **P1013**



Small T-bar Shagreen Ø15mm
Fixed: **P3016FD**
Turning: **P3016**



Small T-bar Wire Ø15mm
Fixed: **P3036FD**
Turning: **P3036**



Small T-bar Woven Ø15mm
Fixed: **P3030FD**
Turning: **P3030**



Small T-bar Faceted Ø15mm
Fixed: **P3022FD**
Turning: **P3022**

Above images are computer generated renders, please allow for some variation from actual product.

Dimensions index p70. For full technical specifications contact our sales department or visit www.turnstyledesigns.com

combination and recess leather T-bar mortice handles

Turning T-bar handles, hand stitched leather set on to solid brass,
door levers, pulls and other cabinet hardware to match.

Shown here in Black Leather with Polished Brass.



Combination Leather Tube
(stitch in) **C1481**



Combination Leather Tube
(stitch out) **C1290**



Solid Tube
S1686



Recess Leather Barrel
(stitch in) **R1913**



Recess Leather Barrel
(stitch out) **R1911**



Solid Barrel
S2017

Above images are computer generated renders, please allow for some variation from actual product.

Dimensions index p70. For full technical specifications contact our sales department or visit www.turnstyledesigns.com

combination and recess Amalfine™ T-bar mortice handles

Turning T-bar handles to operate latches and espagnolettes, for windows, doors and cupboards.

Hand cast Amalfine™ grips set on solid brass, over 48 combinations of finishes available.

Shown here in Alupewt with Satin Nickel.



Shagreen Barrel T-bar
P1912



Plain Barrel T-bar
P2017



Rough Cut Barrel T-bar
P2359



Wire Barrel T-bar
P2361



Woven Barrel T-bar
P2230



Faceted Barrel T-bar
P3408



Faceted Tube
D1811



Bamboo Tube
D1291



Shagreen Tube
D2584

Above images are computer generated renders, please allow for some variation from actual product.

Dimensions index p70. For full technical specifications contact our sales department or visit www.turnstyledesigns.com



Shown here – Tone Amalfine™
cabinet handles in Black Bronze.

Simple, bold forms beautifully shaped and designed to be in tune with contemporary and transition interiors. Hand cast in Amalfine™, with subtle sheen finish, ergonomic and original.

Shown here in Cocoa.



Ringed Bowl **Z1728**



Large Bowl **Z1727**



Medium Bowl **Z1729**



Small Bowl **Z1730**



Small Panini **Z1726**



Large Panini **Z1723**



Large Mushroom **Z1733**



Small Mushroom **Z1734**



Small Panini Wedge **Z1732**

length 82mm



Medium Panini Wedge **Z1735**

length 146mm



Extra Large Panini Wedge **Z1731**

length 295mm

Above images are computer generated renders, please allow for some variation from actual product.

Dimensions index p70. For full technical specifications contact our sales department or visit www.turnstyledesigns.com



Photo courtesy of
IC Furniture
www.icfurniture.co.uk

A small range of cabinet knobs and cup handles designed to co-ordinate with our other styles of furniture handles and door hardware.

All cast in our proprietary range of Amalfine™ finishes.

Shown here in Alupewt.



Rough Cut Cup **N1156**



Smooth Cup **N1157**



Wave Cup Medium **N1731**



Wave Cup Small **N1732**



Cylinder **N1733**



Smooth Ball **N1145**



Ringtail **N1140**



Small Ringtail **N1141**



Rough Cut Ball **N1144**



Rough Cut T **N1151**



Ringtail T **N1149**

Above images are computer generated renders, please allow for some variation from actual product.

Dimensions index p70. For full technical specifications contact our sales department or visit www.turnstyledesigns.com



Hand cast in Amalfine™ from hand stitched original masters. Virtually impossible to tell apart from real leather, these cast cabinet handles are a more cost effective option for the hand stitched leather and will not change or patina like real leather. Shown here in Mocha.



Rectangular D **LC1178**



Square D **LC1361**



Stitched Block **LC1873**



Large Tapered Cylinder **LC1869**



Large Square Top **LC1883**



Small Tapered Cylinder **LC1918**



Flat Top **LC1866**



Ball Stitched **LC1748**



Egg Stitched **LC1749**

Above images are computer generated renders, please allow for some variation from actual product.

Dimensions index p70. For full technical specifications contact our sales department or visit www.turnstyledesigns.com




Shown here – Y1800 and Y1750
in Silver Bronze and Polished Nickel.


Recess Amalfine™ flush blocks and flush scoop handles

New for 2017, engineered Amalfine™, flush fitted pull handles, with brass trim and back plate. Each design is available in all 48 combinations of Amalfine™ and brass finishes. Suitable for drawers or cupboards, singles or pairs. A Turnstyle take on flush fitted pull handles.

Scoops shown in Silver Bronze and all brass finishes. Blocks in Cocoa with all brass finishes.



Flush Block Y1750



Flush Scoop Y1800



Above images are computer generated renders, please allow for some variation from actual product.

Dimensions index p70. For full technical specifications contact our sales department or visit www.turnstyledesigns.com

custom

As well as our extensive range of catalogue products Turnstyle Designs also offer an custom service to our clients. This falls into two key areas:

modify

Customising designs for clients by using existing stock components.

A cost effective way to enable a client to have a unique, bespoke design by using some of Turnstyles' stocked components and modifying material, grips or finish and thereby benefiting from both price and delivery times.

There are several ways of achieving this... here are the main areas:



Custom Leather

Clients can free issue their leather to apply to an existing design or modify our stitch colour or style.



Custom Grip

Create your own grip for any of our hardware, and choose your own materials and lengths.



Custom Metal

Alongside our standard metals we have a range of custom finish options including Rose Gold, Vintage Copper and Silver Plate.



Please contact our sales department to discuss any custom designs or projects

tailored

If you are not able to find something to suit your project in either our catalogue range or via the Modify process we will be happy to discuss developing and manufacturing your vision from start to finish.


With 25 years of experience, we have the capabilities and know-how to manufacture most types of door hardware, however complex, and have been the manufacturer of choice for some of the most prestigious and demanding clients in the world, including a number of Superyacht builders.

We understand the demands put on door and cabinet hardware and will ensure that your design not only looks a million dollars but it is also built to last and function smoothly.

In the first instance please contact our custom design department at our head office and ask for Alex Foster on +44 (0)1271 325 325 or email alex@turnstyledesigns.com. Alex will discuss the project, designs and suitability (to develop time scales and budget indications) from prototyping to full delivery.

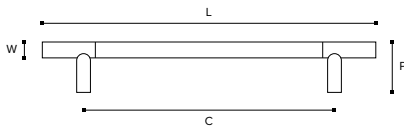


A sample of the work we have made in recent years. Each custom piece belongs to the client that commissioned it, so we cannot repeat these designs.



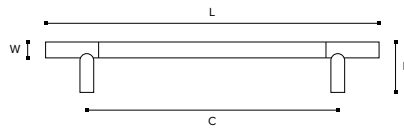
Dimensions

page 8 recess leather pull handles



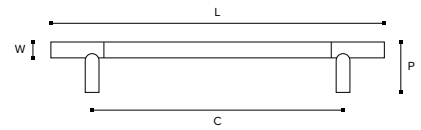
	C	L	P	W Ø
R1075	200	300	65	25
R1075	300	400	65	25
R1075	400	500	65	25
R1073	200	300	60	19
R1073	300	400	60	19
R1073	400	500	60	19
R1133	300	350	65	22
R1133	400	450	65	22

page 10 recess leather pull handles



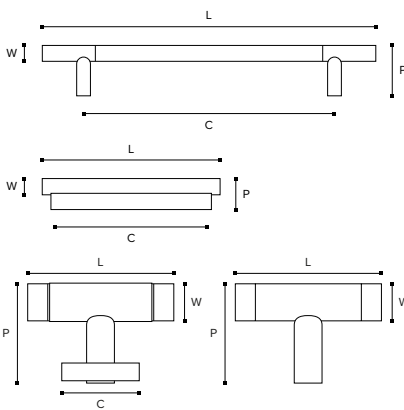
	C	L	P	W Ø
R1070	200	300	65	25
R1070	300	400	65	25
R1070	400	500	65	25
R1069	200	300	60	19
R1069	300	400	60	19
R1069	400	500	60	19
R1120	300	350	65	22
R1120	400	450	65	22

page 14 recess leather pull handles



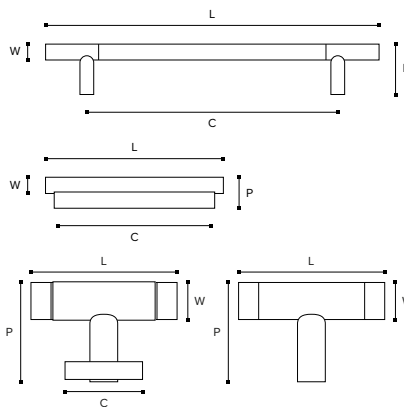
	C	L	P	W Ø
R1067	200	225	65	25
R1067	300	325	65	25
R1067	400	425	65	25
R1068	200	225	65	25
R1068	300	325	65	25
R1068	400	425	65	25
R1072	200	225	65	25
R1072	300	325	65	25
R1072	400	425	65	25
R1074	200	225	65	25
R1074	300	325	65	25
R1074	400	425	65	25

page 9 recess leather cabinet handles



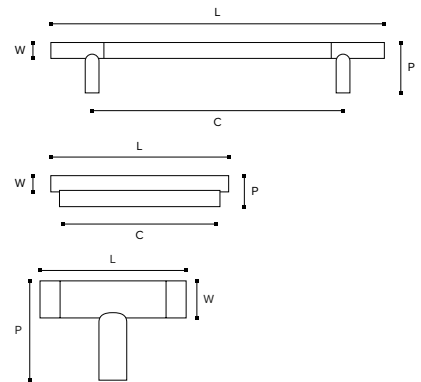
	C	L	P	W Ø
R1512	224	264	38	16
R1512	300	340	38	16
R1512	400	440	38	16
R1910	96	136	31	12
R1910	128	168	31	12
R1910	160	200	31	12
R1910	192	232	31	12
R1928	-	60	31	12
R1026	30	55	38	15
R2232	64	101	25	18
R2232	128	165	25	18
R2232	160	196	25	18
R1285	128	165	31	18
R1285	160	196	31	18
R4150	-	50	32	18

page 11 recess leather cabinet handles



	C	L	P	W Ø
R1300	224	264	38	16
R1300	300	340	38	16
R1300	400	440	38	16
R1197	96	136	31	12
R1197	128	168	31	12
R1197	160	200	31	12
R1197	192	232	31	12
R2231	64	101	25	18
R2231	128	165	25	18
R2231	160	196	25	18
R1301	128	165	31	18
R1301	160	196	31	18
R1198	-	60	31	12
R1027	30	55	38	15
R4100	-	50	32	18
R1206	-	19	35	19
R1202	-	34	19	34
R1204	-	60	19	60
R1203	-	34	19	17
R1205	-	60	19	30

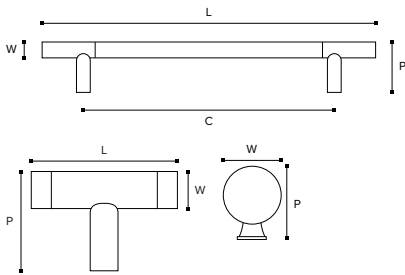
page 15 recess leather cabinet handles



	C	L	P	W
R1755	128	143	40	15
R1755	160	175	40	15
R1755	192	207	40	15
R1929	-	60	40	15
R2234	64	101	25	15
R2234	128	165	25	15
R2234	160	196	25	15

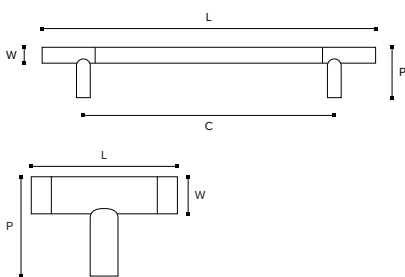
Dimensions

page 17 recess leather cabinet handles



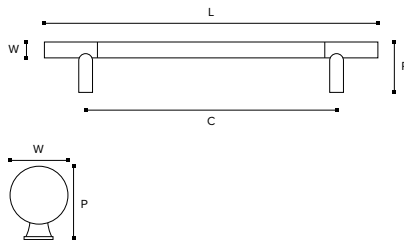
	C	L	P	W
R1173	128	143	40	15
R1173	160	173	40	15
R1173	192	207	40	15
R1199	-	60	40	15
R2233	64	101	25	15
R2233	128	165	25	15
R2233	160	196	25	15
R1200	-	40	19	40
R1201	32	75	19	25
R2154	-	55	22	38

page 19 saddle leather cabinet handles



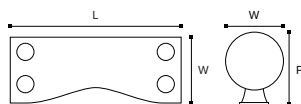
	C	L	P	W ∅
T1470	96	136	33	15
T1470	128	168	33	15
T1470	160	200	33	15
T1470	192	232	33	15
T1444	96	136	33	15
T1444	128	168	33	15
T1444	160	200	33	15
T1444	192	232	33	15
T1495	-	60	30	15

page 20 savile cabinet handles



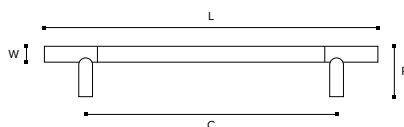
	C	L	P	W
H1190	-	45	26	45
H1191	-	35	22	35
H1192	64	75	31	26
H1192	96	106	31	26
H1192	128	140	31	26
H1192	160	170	31	26
H1193	96	132	30	25
H1193	128	170	30	25
H1877	128	184	26	31

page 21 savile cabinet handles



	C	L	P	W
H1194	-	50	22	50
H1195	-	170	28	50
H1196	-	235	31	50
H1874	-	85	24	85
H1875	-	66	24	66
H1876	-	53	20	53

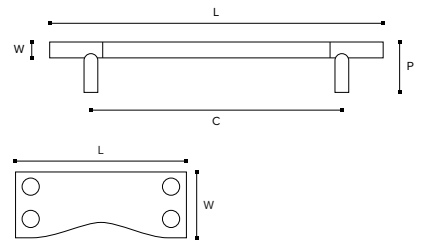
page 23 combination leather goose neck pull handles



	C	L	P	W
CF1607	247	267	59	20
CF1608	247	267	59	20
CF1611	268	288	59	20
CF1416	268	288	59	20

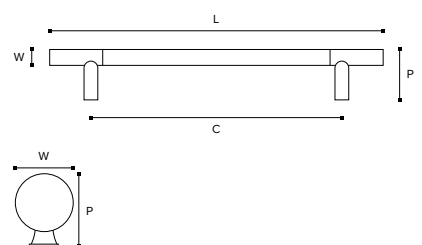
hand made centres may vary

page 25 bow and cup cabinet handles



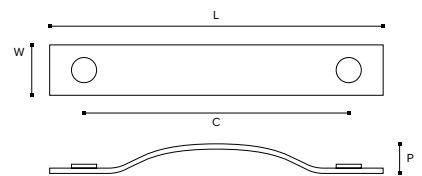
	C	L	P	W
A1180	160	186	26	25
A1181	128	158	26	25
A1182	96	122	26	25
A1183	-	162	23	60
A1184	-	80	24	25

page 27 bow and mortice wing cabinet handles



	C	L	P	W
AP1180	160	186	26	25
AP1181	128	158	26	25
AP1182	96	122	26	25
AP1184	-	80	24	25
L1185	-	198	25	-
L1186	-	60	25	-
R5232	-	90	31	18
R5232	-	140	31	18
R5232	-	190	31	18
R5232	-	240	31	18
R5232	-	290	31	18

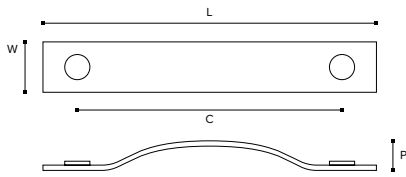
page 29 woven strap cabinet handles



	C	L	P	W
UP1300	96	126	26	30
UP1300	128	158	26	30
UP1300	160	190	26	30
UP1350	-	80	24	25
UP2008	160	190	26	30
UP2009	128	158	26	30
UP2010	96	126	26	30
UP2060	-	80	24	25

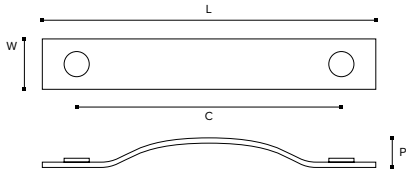
Dimensions

page 30 strap cabinet handles



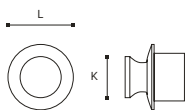
	C	L	P	W
U1684	96	126	26	30
U1684	128	158	26	30
U1684	160	190	26	30
U1882	-	80	26	30
UP1684	96	126	26	30
UP1684	128	158	26	30
UP1684	160	190	26	30
UP1882	-	80	26	30

page 31 strap cabinet handles



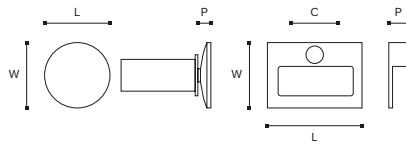
	C	L	P	W
U1185	160	200	26	25
U1186	128	168	26	25
U1187	96	130	26	25
U1189	-	80	26	25
UP1185	160	200	26	25
UP1186	128	168	26	25
UP1187	96	130	26	25
UP1189	-	80	26	25

page 32 flush push buttons




	C	L	K	W
P2993	-	33	22	-
S3045	-	33	21	-
R2986	-	33	22	-
S3048	-	33	21	-
S3044	-	33	22	-
S3049	-	33	21	-
S3046	-	33	22	-
PLK0210	-	33	22	-

page 35 push button and lift and pull



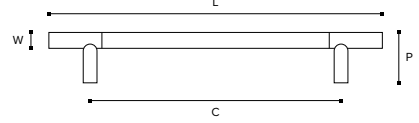
	C	L	P	W
H2009	-	40	6	40
R1989	27	55	22	38
S1989	27	55	22	38

page 37 flush hardware



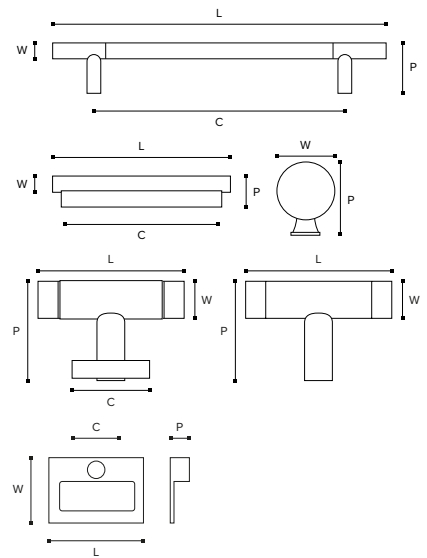
	C	L	P	W
R1955	-	178	3	57
C1959	-	245	2	35
R3123	-	256	4	94
R3150	-	250	4	70
S1955	-	178	3	57
S1920	-	245	2	35
R2829	-	70	4	70
S2829	-	70	4	70

page 38 solid pull handles

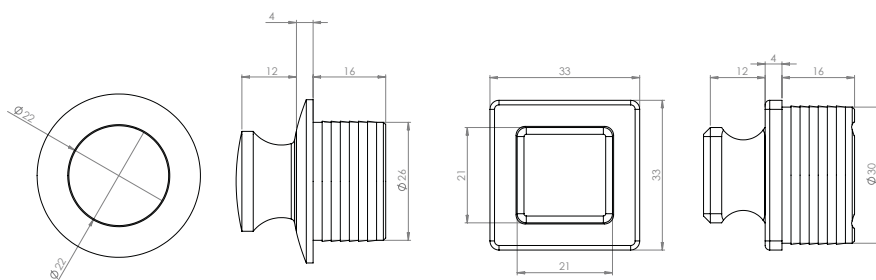


	C	L	P	W
HS1340	300	400	65	25
HS1340	400	500	65	25
HS1340	500	600	65	25
S1340	300	400	65	25
S1340	400	500	65	25
S1340	500	600	65	25

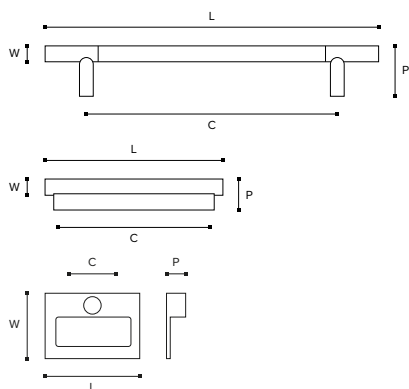
page 39 solid pull handles



	C	L	P	W
S1197	96	136	31	12
S1197	128	168	31	12
S1197	160	200	31	12
S1197	192	232	31	12
S1003	30	55	38	15
S2231	64	101	25	18
S2231	128	165	25	18
S2231	160	196	25	18
S2233	64	101	25	15
S2233	128	165	25	15
S2233	160	196	25	15
S4100	-	50	32	18
S2154	27	55	22	38
S2154	96	120	22	38
S2154	160	200	22	38
S1206	-	19	35	19
S1202	-	34	19	34
S1204	-	60	19	60



page 41 hammered solid cabinet handles



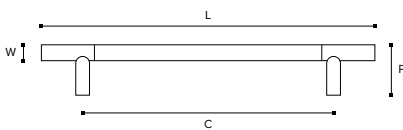
	C	L	P	W
HS1197	96	136	31	12
HS1197	128	168	31	12
HS1197	160	200	31	12
HS1197	192	232	31	12
HS2231	64	101	25	18
HS2231	128	165	25	18
HS2231	160	196	25	18
HS2233	64	101	25	15
HS2233	128	165	25	15
HS2233	160	196	25	15
HS2154	27	55	22	38
HS2154	96	120	22	38
HS2154	160	200	22	38
HS4100	-	50	32	18

page 44 combination Amalfine™ cabinet D handles



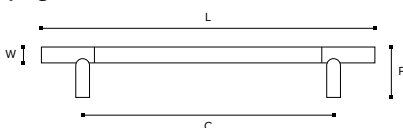
	C	L	P	W Ø
Y1161	128	168	35	15
Y1161	241	281	35	15
Y1162	128	168	35	20
Y1162	241	281	35	20
Y1669	128	168	35	15
Y1669	241	281	35	15
Y2879	128	168	35	15
Y2879	241	281	35	15

page 45 combination Amalfine™ cabinet D handles



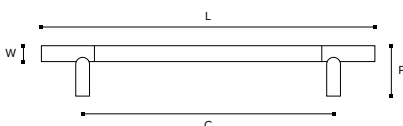
	C	L	P	W Ø
Y1163	128	168	35	15
Y1163	241	281	35	15
Y1166	128	168	35	15
Y1166	241	281	35	15
Y1168	128	168	35	15
Y1168	241	281	35	15
Y1250	128	168	35	15
Y1250	241	281	35	15

page 46 recess Amalfine™ pull handles



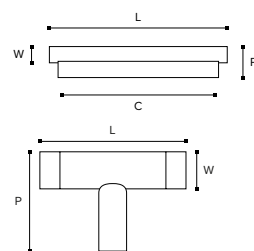
	C	L	P	W Ø
P1076	200	300	65	25
P1076	300	400	65	25
P1076	400	500	65	25
P2876	200	300	65	25
P2876	300	400	65	25
P2876	400	500	65	25
P1079	200	300	65	25
P1079	300	400	65	25
P1079	400	500	65	25

page 47 recess Amalfine™ pull handles



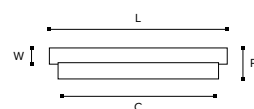
	C	L	P	W Ø
P2991	200	300	65	25
P2991	300	400	65	25
P2991	400	500	65	25
P1340	200	300	65	25
P1340	300	400	65	25
P1340	400	500	65	25
P2645	200	300	65	25
P2645	300	400	65	25
P2645	400	500	65	25

page 49 recess Amalfine™ cabinet handles



	C	L	P	W
P3501	128	160	31	18
P3501	160	196	31	18
P3512	128	160	31	18
P3512	160	196	31	18
P3520	128	160	31	18
P3520	160	196	31	18
P3555	128	160	31	18
P3555	160	196	31	18
P2880	128	160	31	18
P2880	160	196	31	18
P3697	-	50	32	18
P3699	-	50	32	18
P3702	-	50	32	18
P3710	-	50	32	18
P3002	-	50	32	18

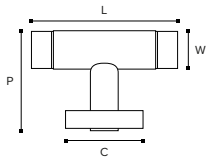
page 51 recess Amalfine™ scroll handles



	C	L	P	W
P3125	64	101	28	18
P3125	128	160	28	18
P3125	160	196	28	18
P3130	64	101	28	18
P3130	128	160	28	18
P3130	160	196	28	18
P3155	64	101	28	18
P3155	128	160	28	18
P3155	160	196	28	18
P3170	64	101	28	18
P3170	128	160	28	18
P3170	160	196	28	18
P2861	128	160	28	18
P2861	160	196	28	18

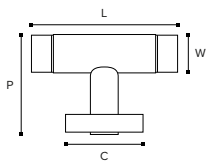
Dimensions

page 53 recess/combination Amalfine™ cabinet T-bar handles



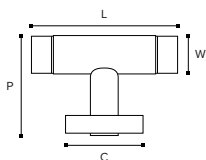
	C Ø	L	P	W Ø
P1012	30	55	38	15
P1013	30	55	38	15
P3016	30	55	38	15
P3036	30	55	38	15
P3030	30	55	38	15
P3020	30	55	38	15

page 54 combination and recess leather T-bar mortice handles



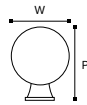
	C Ø	L	P	W Ø
C1481	52	84	65	20
C1290	52	84	65	20
S1686	52	84	65	20
R1913	52	84	65	20
R1911	52	84	65	20
S2017	52	84	65	20

page 55 recess/combination Amalfine™ T-bar mortice handles



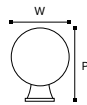
	C Ø	L	P	W Ø
P1912	52	84	65	20
P2017	52	84	65	20
P2359	52	84	65	20
P2361	52	84	65	20
P2230	52	84	65	20
P3048	52	84	65	20
D1811	52	85	65	20
P1291	52	85	65	20
P2584	52	85	65	20

page 57 tone Amalfine™



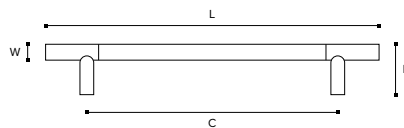
	C	L	P	W
Z1728	-	68	25	68
Z1727	-	68	29	68
Z1729	-	57	23	57
Z1730	-	35	28	35
Z1723	-	54	26	49
Z1726	-	34	26	34
Z1733	-	50	41	50
Z1734	-	30	31	30
Z1732	-	82	24	23
Z1735	-	146	24	23
Z1731	-	295	24	23

page 59 natural Amalfine™ cabinet handles



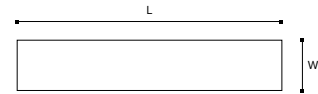
	C	L	P	W
N1156	-	100	23	40
N1157	-	100	22	40
N1731	-	160	28	43
N1732	-	42	26	42
N1733	-	22	36	22
N1145	-	32	44	32
N1140	-	38	38	38
N1141	-	25	23	25
N1144	-	33	45	33
N1151	-	68	38	14
N1149	-	70	42	20

page 61 leather Amalfine™



	C	L	P	W
LC1178	96	110	23	23
LC1361	96	113	30	18
LC1873	-	20	32	18
LC1869	-	34	37	34
LC1883	-	49	29	49
LC1918	-	29	30	29
LC1866	-	45	22	33
LC1748	-	33	44	33
LC1749	-	48	42	27

page 63 Amalfine™ blocks



	C	L	P	W
Y1750	-	140	-	41
Y1800	-	140	-	41

Index

Part Code	Page	Part Code	Page	Part Code	Page	Part Code	Page
A1180	25	N1145	59	R1075	8	S2233	39
A1181	25	N1149	59	R1120	10	S2829	37
A1182	25	N1151	59	R1133	8	S3044	32
A1183	25	N1156	59	R1173	17	S3045	32
A1184	25	N1157	59	R1197	11	S3046	32
AP1180	27	N1731	59	R1198	11	S3048	32
AP1181	27	N1732	59	R1199	17	S3049	32
AP1182	27	N1733	59	R1200	17	S4100	39
AP1184	27	P1012	53	R1201	17	T1444	19
CI290	54	P1013	53	R1202	11	T1470	19
CI481	54	P1076	46	R1203	11	T1495	19
CI959	37	P1079	46	R1204	11	U1185	31
CF1416	23	P1340	47	R1205	11	U1186	31
CF1607	23	P1912	55	R1206	11	U1187	31
CF1608	23	P2017	55	R1285	9	U1189	31
CF1611	23	P2230	55	R1300	11	U1684	30
D1291	55	P2359	55	R1301	11	U1882	30
D1811	55	P2361	55	R1512	9	UP1185	31
D2584	55	P2645	47	R1755	15	UP1186	31
H1190	20	P2861	51	R1910	9	UP1187	31
H1191	20	P2876	46	R1911	54	UP1189	31
H1192	20	P2880	49	R1913	54	UP1300	29
H1193	20	P2991	47	R1928	9	UP1350	29
H1194	21	P2993	32	R1929	15	UP1684	30
H1195	21	P3002	49	R1955	37	UP1882	30
H1196	21	P3016	53	R1989	35	UP2008	29
H1874	21	P3022	53	R2154	17	UP2009	29
H1875	21	P3030	53	R2231	11	UP2010	29
H1876	21	P3036	53	R2232	9	UP2060	29
H1877	20	P3125	51	R2233	17	Y1161	44
H2009	35	P3130	51	R2234	15	Y1162	44
HS1197	41	P3155	51	R2829	37	Y1163	45
HS1340	38	P3170	51	R2986	32	Y1166	45
HS2154	41	P3408	55	R3123	37	Y1168	45
HS2231	41	P3501	49	R3150	37	Y1250	45
HS2233	41	P3512	49	R4100	11	Y1669	44
HS4100	41	P3520	49	R4150	9	Y1750	63
L1185	27	P3555	49	R5232	27	Y1800	63
L1186	27	P3697	49	S1003	39	Y2879	44
LC1178	61	P3699	49	S1197	39	Z1723	57
LC1361	61	P3702	49	S1202	39	Z1726	57
LC1748	61	P3710	49	S1204	39	Z1727	57
LC1749	61	R1026	9	S1206	39	Z1728	57
LC1866	61	R1027	11	S1340	38	Z1729	57
LC1869	61	R1067	14	S1686	54	Z1730	57
LC1873	61	R1068	14	S1920	37	Z1731	57
LC1883	61	R1069	10	S1955	37	Z1732	57
LC1918	61	R1070	10	S1989	35	Z1733	57
N1140	59	R1072	14	S2017	54	Z1734	57
N1141	59	R1073	8	S2154	39	Z1735	57
N1144	59	R1074	14	S2231	39		



Shown here – DF3260 door lever.


Please refer to our Door Hardware brochure or our website for a full range of door levers, pulls and flush handles.

A M E M B E R O F



ANTI COPYING IN DESIGN

printed on FSC paper using
vegetable based inks





TURNSTYLE
DESIGNS

MADE IN ENGLAND

Factory and Head Office

Turnstyle Designs Ltd

Baron Way
Roundswell Business Park
Barnstaple
Devon EX31 3TB
England

Tel: +44 (0)1271 325325

Email: sales@turnstyledesigns.com

www.turnstyledesigns.com

London Showroom

Turnstyle Designs Ltd

Unit 103, First Floor
Design Centre East
Chelsea Harbour
London SW10 0XF
England

Tel: +44 (0)203 489 1040

Email: sales@turnstyledesigns.com

www.turnstyledesigns.com

USA Office

Turnstyle Designs Inc

267 Thames Street, Box 4
Bristol, Rhode Island, 02809
USA

Tel: 877 288 4642

Email: us-support@turnstyledesigns.com

www.turnstyledesigns.com

